

**Topical Application Of Beremagene
Geperpavec, An Engineered Herpes Simplex
Virus Type I-based Gene Therapy Vector
Expressing Type VII Collagen, Is Safe And
Efficacious In A Murine Corneal Wound Model**



K. Carroll*, P. Zhang*, M. J. Duermeyer,
N. Reitze, T. Parry, and S. Krishnan

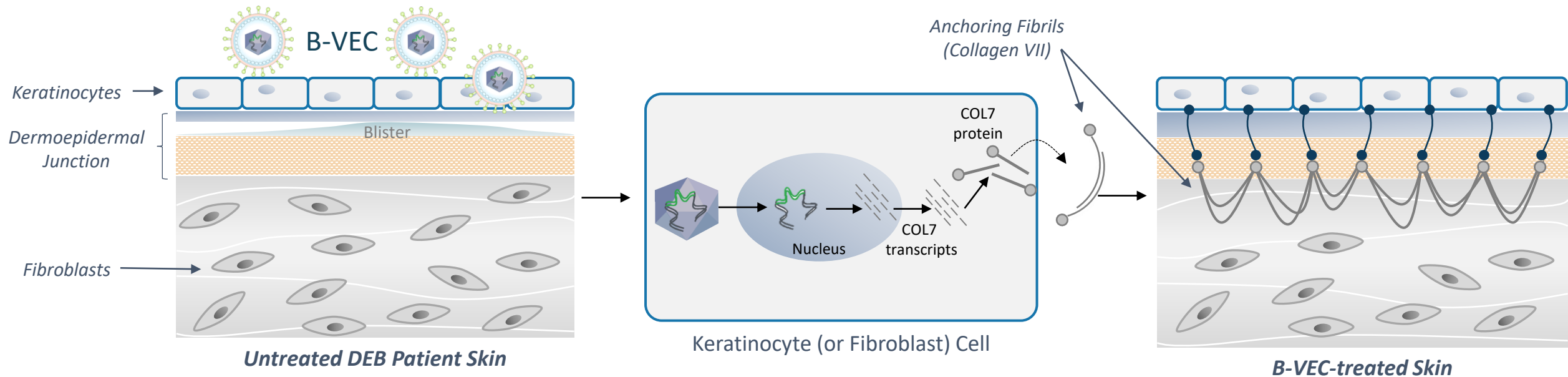
September 16th, 2021



Beremagene geperpavec (B-VEC) for dystrophic epidermolysis bullosa (DEB)

B-VEC, a non-replicating, engineered herpes simplex virus type I (HSV-1)-based gene therapy vector

- Expresses the human *COL7A1* gene, which codes for the COL7 protein
- Formulated for topical application to DEB-associated skin lesions
- Phase I/II clinical trial data showed significant improvement in the healing of DEB-associated skin lesions over placebo and that repeat doses were well tolerated
- B-VEC is currently in Phase III clinical trials for treatment of DEB skin lesions, including chronic wounds



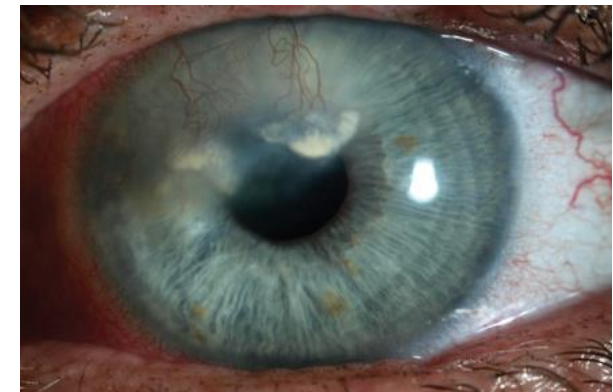
DEB-associated eye disease and potential ophthalmic use of B-VEC

Eye Disease in Epidermolysis Bullosa (EB) Patients

- EB can result in the development of abrasions, blistering, vascularization, and scarring of the cornea, conjunctiva, and eyelids
- Eye involvement can occur in most types of EB but is most common in RDEB¹
- Current treatments are limited to ophthalmic lubricants and removal of scar tissue²
- Topical B-VEC could be a potential treatment for DEB-associated eye disease

Herpes Stromal Keratitis (HSK)

- Immunopathological condition that can occur after a corneal HSV-1 infection
- Can cause inflammation, irreversible scarring of the cornea, and blindness
- HSK manifests as progressive:
 - Opacity
 - Neovascularization
 - Loss of corneal sensitivity
- Mice can be used to study the development of HSK³



<https://www.reviewofcontactlenses.com/article/rccl1117-treating-herpes-simplex-virus>

1. Fine JD, et al., Eye involvement in inherited epidermolysis bullosa: Experience of the National Epidermolysis Bullosa Registry. *American Journal of Ophthalmology*, 2004;138(2):254-262.

2. Tong L, et al., The eye in epidermolysis bullosa. *British Journal of Ophthalmology*, 1999;83:323-326.

3. Yun H, et al., Reversible nerve damage and corneal pathology in murine herpes simplex stromal keratitis. *Journal of Virology*, 2014;88(14):7870-7880.

Topical B-VEC delivers human *COL7A1* to the cornea, but not the underlying sensory nerves, in a murine corneal wound model

Corneal wound
+
Treatment

Harvest TGs and
corneas for gene
expression

Blinded HSK
clinical scoring

Blinded HSK
clinical scoring
+
Histology

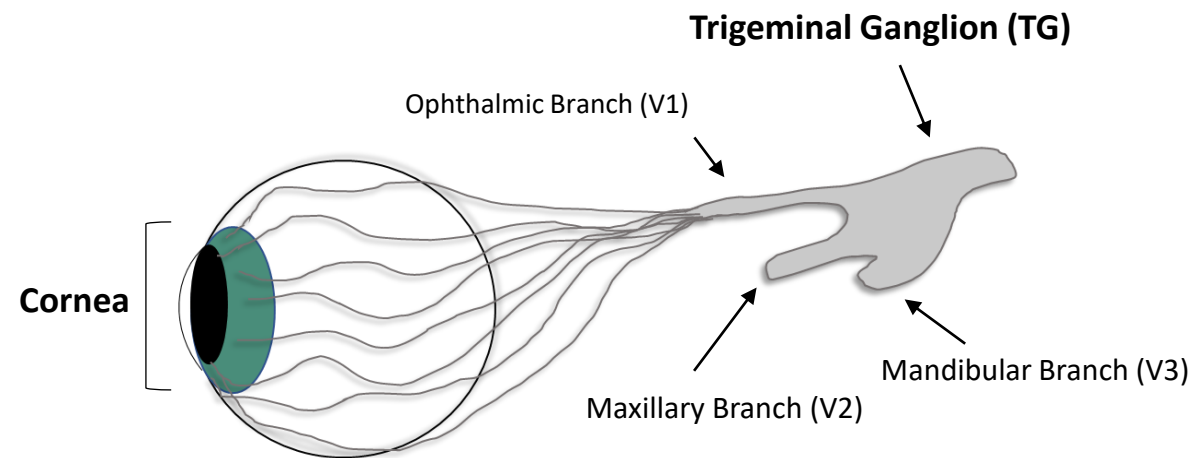
Days post infection
(DPI)

0

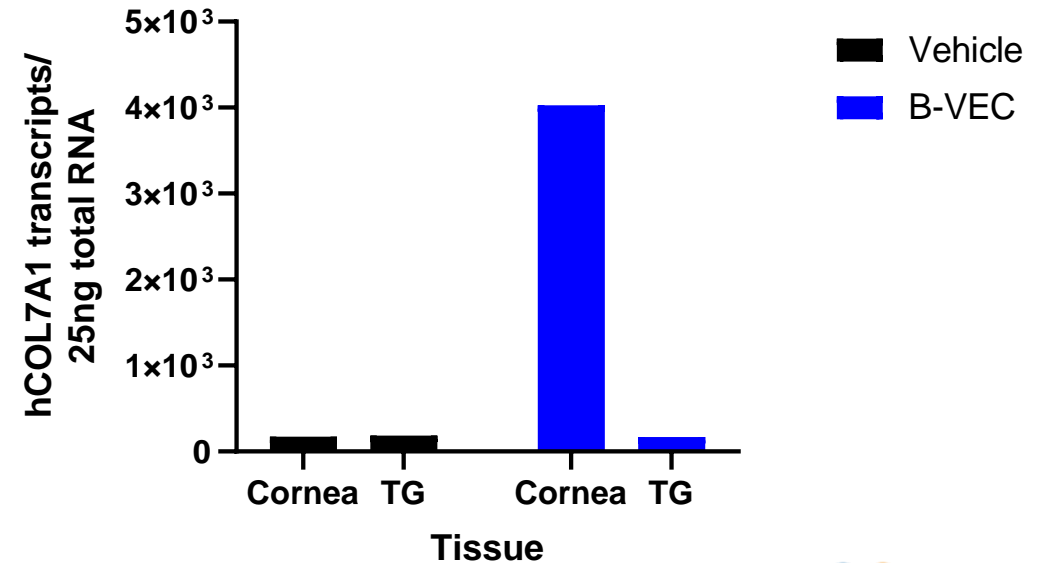
1

10

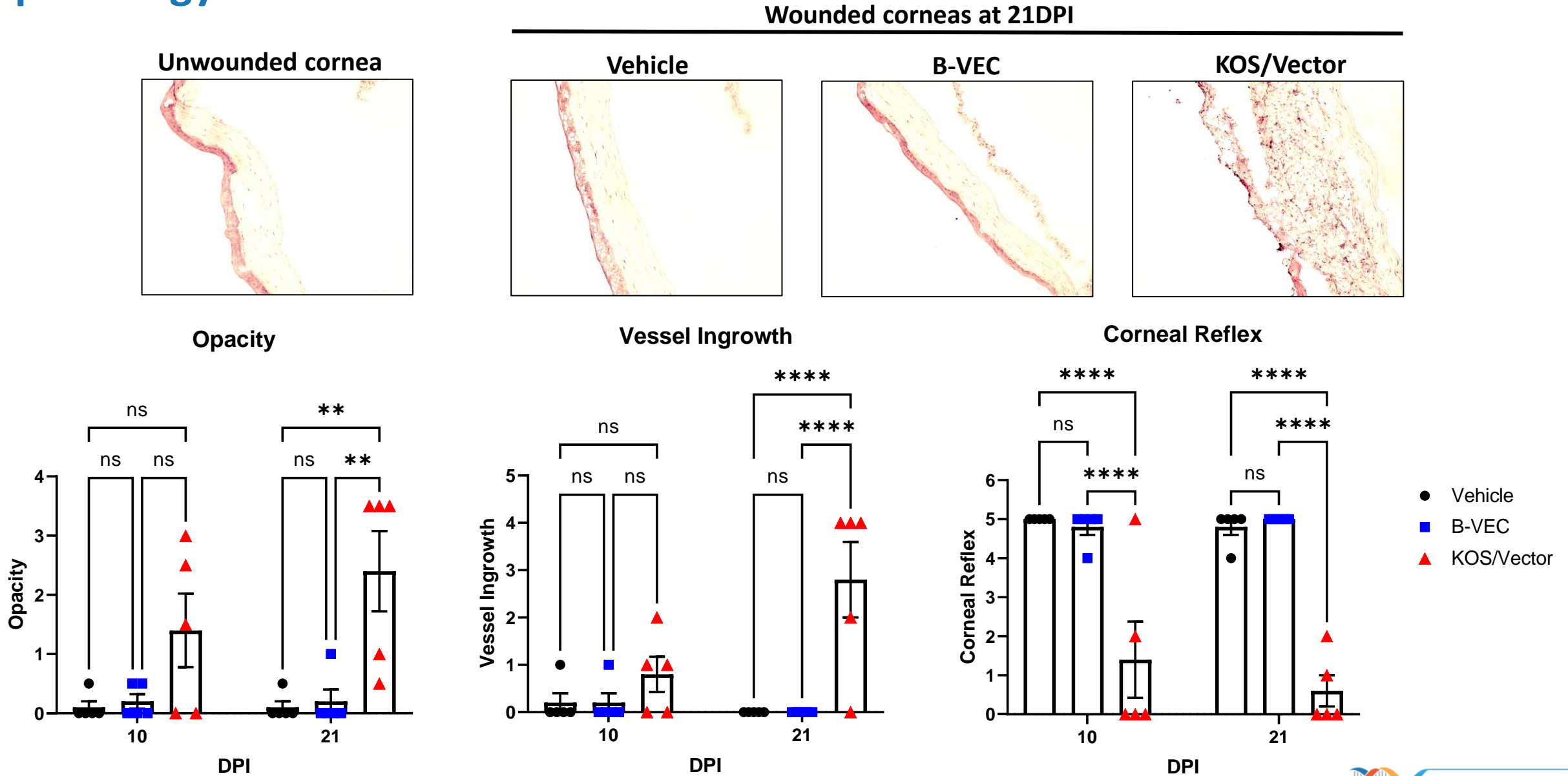
21



Human *COL7A1* Transcripts



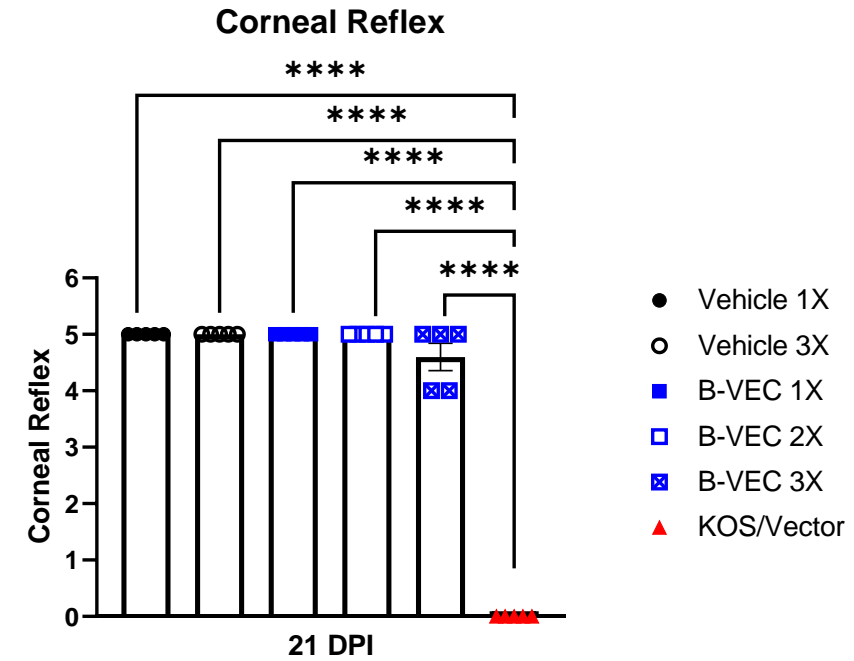
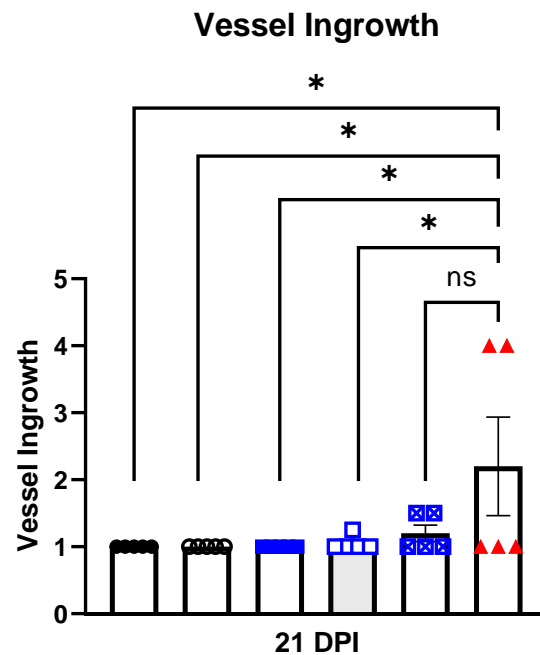
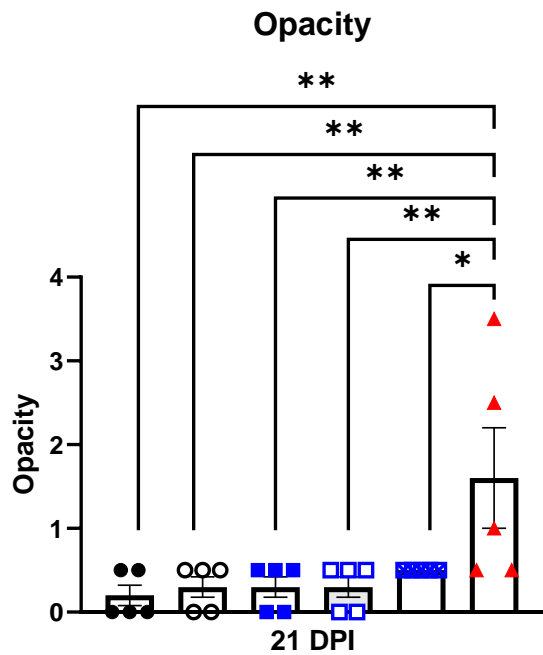
Topical B-VEC application to the wounded murine cornea does not cause pathology



Data analyzed with repeated measures 2-way ANOVAs with Tukey's post tests. **p<0.01; ****p<0.0001, ns: not significant.

Repeated topical B-VEC application to the wounded murine cornea is safe

	Corneal wound + Treatment			Blinded HSK clinical scoring*		Blinded HSK clinical scoring	
	DPI	0	2	4	10	21	21
● Vehicle 1X	X				X		X
○ Vehicle 3X	X		X	X	X		X
■ B-VEC 1X	X				X		X
□ B-VEC 2X	X			X	X		X
⊠ B-VEC 3X	X		X	X	X		X
▲ KOS/Vector	X				X		X



- Vehicle 1X
- Vehicle 3X
- B-VEC 1X
- B-VEC 2X
- ⊠ B-VEC 3X
- ▲ KOS/Vector

*10dpi data not shown as B-VEC did not separate from vehicle control at 10 dpi, as shown in previous results

© Copyright 2021 Krystal Biotech, Inc. All rights reserved. Data analyzed with repeated measures 2-way ANOVAs with Tukey's post tests. *p<0.05; **p<0.01; ****p<0.0001, ns: not significant.

Summary

Efficacy

- Human COL7A1 was expressed in B-VEC treated corneas, but not the underlying sensory nerves

Safety

- B-VEC treated corneas developed little or no pathology
- B-VEC HSK clinical scores were not statistically different from vehicle treated corneas in either single and repeat dose experiments
- KOS/Vector treated corneas developed moderate to severe HSK after a single dose with 190-fold less virus than the B-VEC dose used

Conclusion

- B-VEC may be safe for repeated, topical treatment of human DEB corneal manifestations